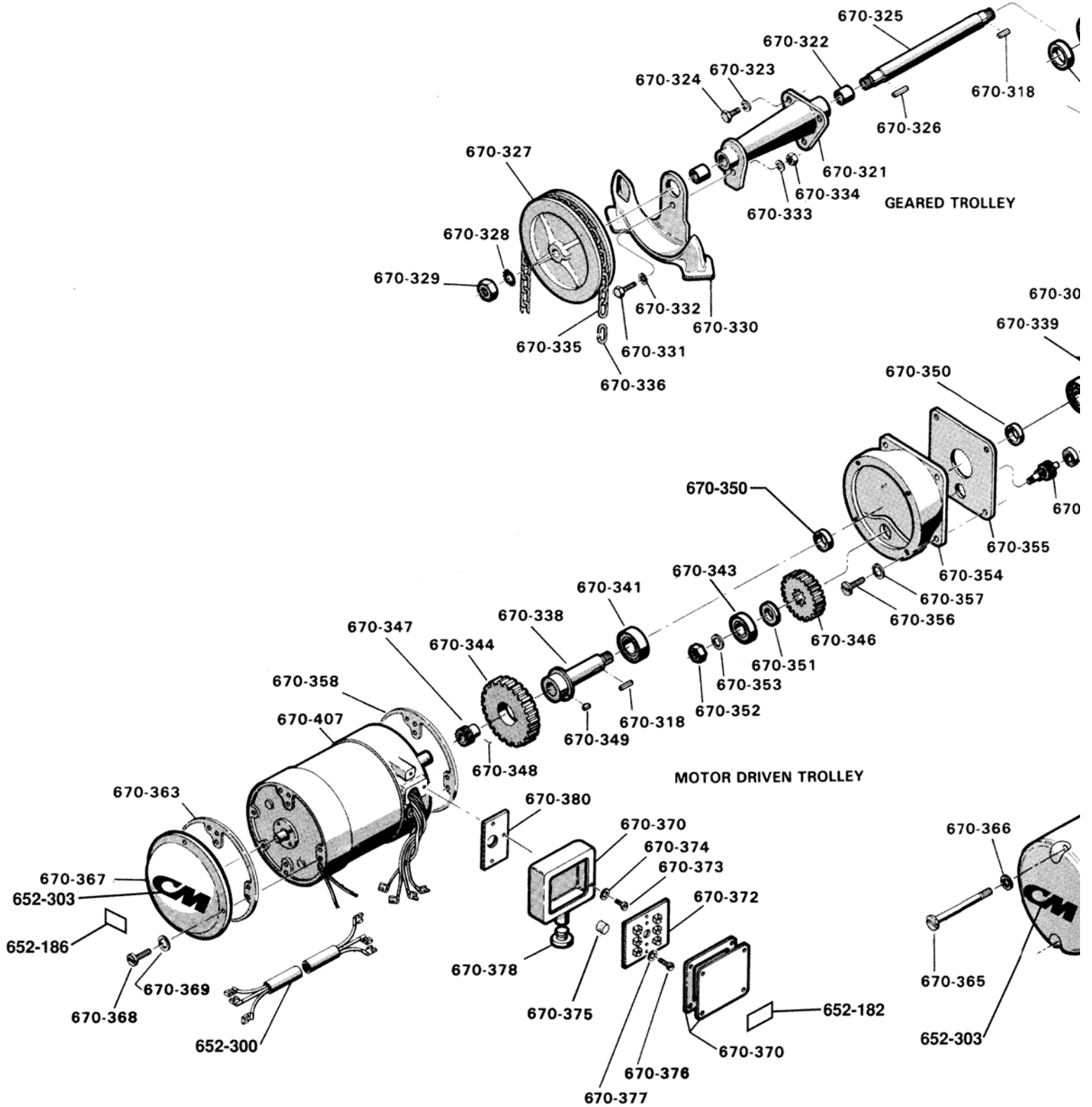
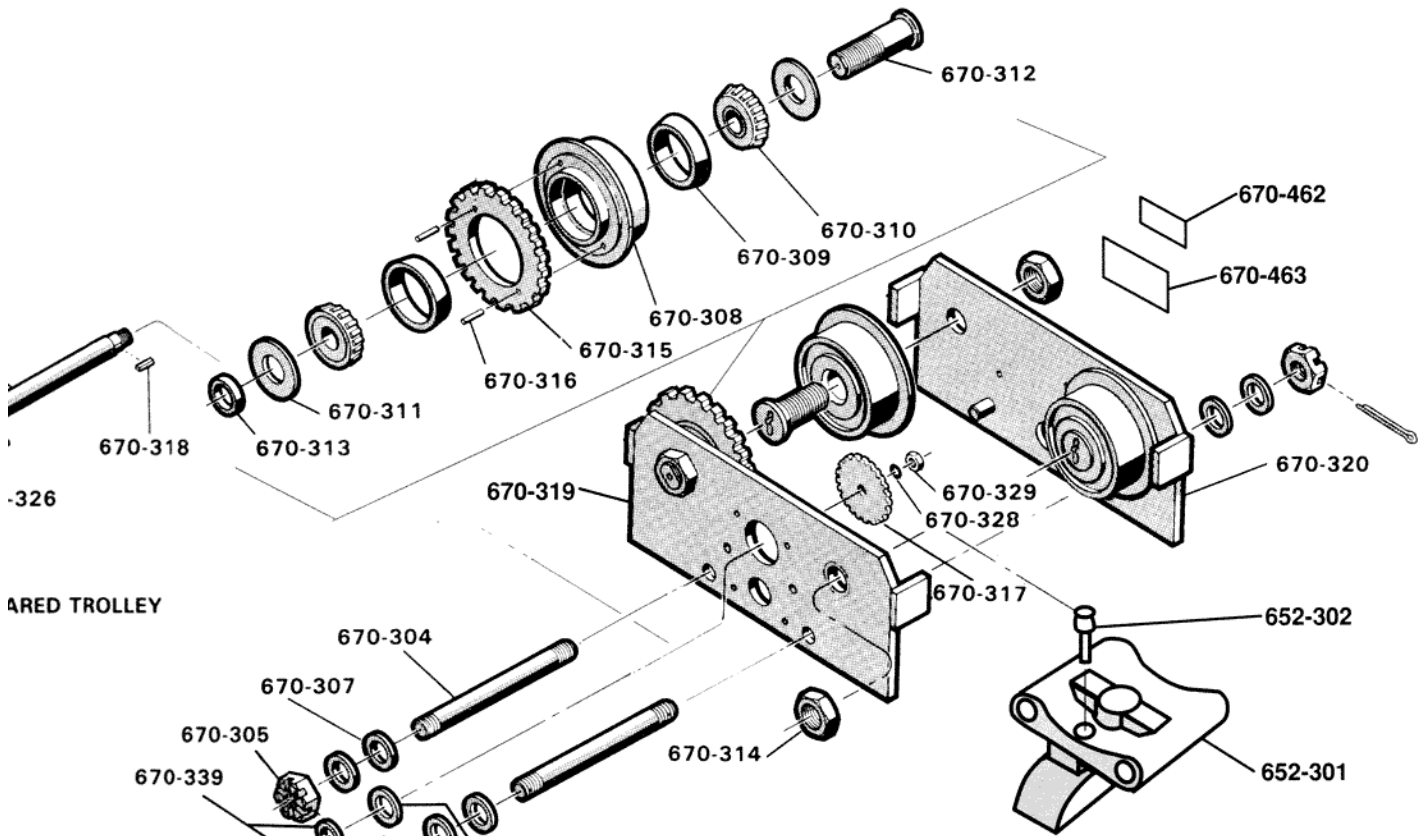


Lodestar XL Electric Chain Hoist

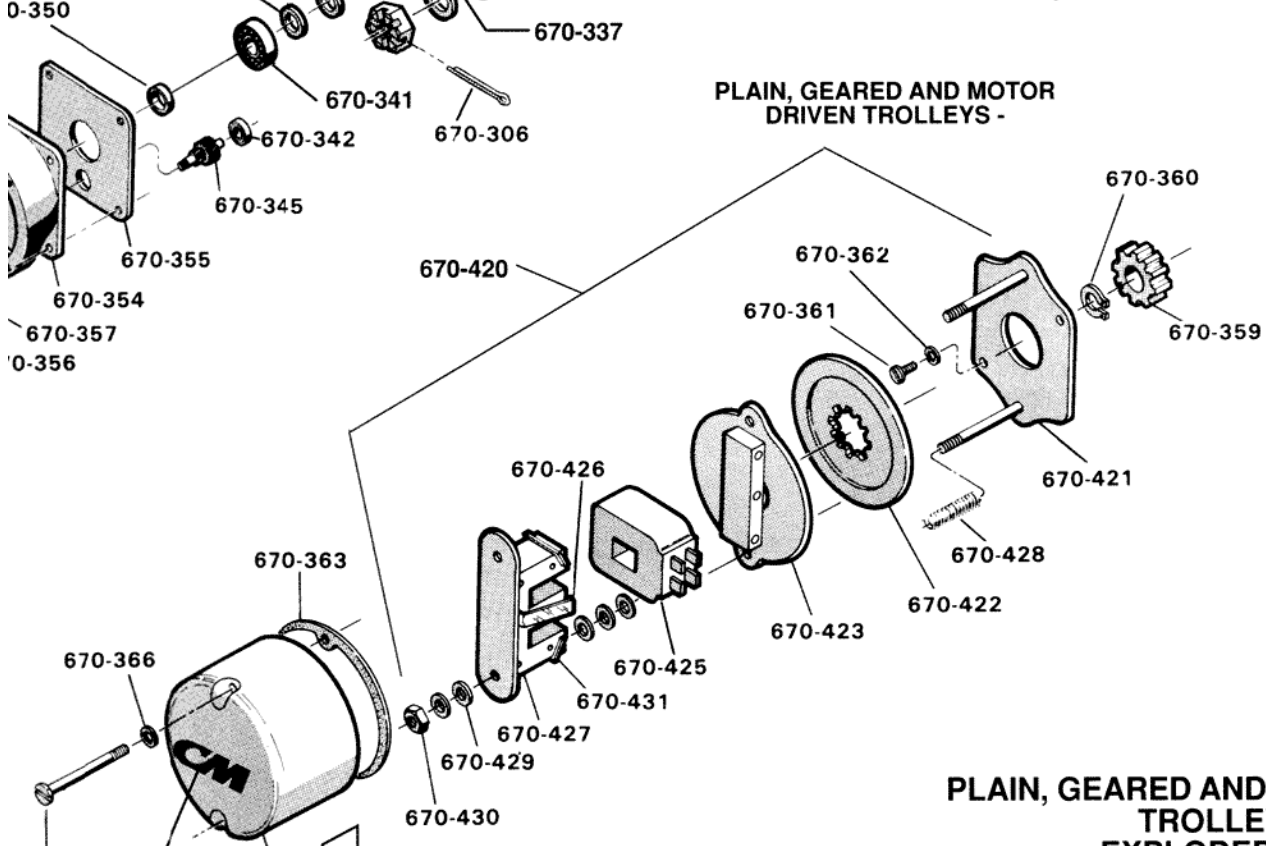
Plain, Geared and Motor Driven Trolley Parts List





GEARED TROLLEY

PLAIN, GEARED AND MOTOR DRIVEN TROLLEYS -



PLAIN, GEARED AND MOTOR DRIVEN TROLLEYS - EXPLODED VIEW

MOTOR DRIVEN TROLLEY MOTOR BRAKE

KEY NO.	NO. REQ'D	PART NAME	PART NUMBER	
			2 TON	3-6 TON
652-186	2	WARNING LABEL, ELECTRICAL	24842	
652-300	1	TROLLEY POWER CORD	5117	
652-301	1	HOIST SUSPENSION ADAPTER	52059	52060
652-302	1	SUSPENSION ADAPTER SCREW / DEAD END BOLT	987208	80430
652-303	1	"CM" LABEL	2579	
670-304	2	SUSPENSION BOLT FOR: 3.25" FLAT FLANGE (82.6 mm)	-	59353
		3.25" TO 5.50" FLANGE (82.6 to 139.7 mm)	58503	-
		5.51" TO 7.63" FLANGE (139.91 to 193.8 mm)	59350	-
		4.00" TO 4.63" FLANGE (101.6 to 117.6 mm)	-	59353
		5.00" TO 6.25" FLANGE (127.0 to 158.7 mm)	-	70384
		6.26" TO 7.63" FLANGE (159.0 to 193.8 mm)	-	70429
670-305	4	SUSPENSION BOLT NUT	958818	
670-306	4	SUSPENSION BOLT NUT COTTER PIN	988368	
670-307	-	SPACER WASHER-SPECIFY NO. REQ'D.	958726	
670-308	4	TRACKWHEEL WITH BEARING CUP: CROWNED TREAD	C437	C438
		FLAT TREAD	-	Conact CM
670-309	8	TRACKWHEEL BEARING CUP	88521	68556
670-310	8	TRACKWHEEL BEARING CONE	88525	68545
670-311	8	TRACKWHEEL BEARING SHIELD	66918	68917
670-312	4	TRACKWHEEL STUD	58459	70382
670-313	4	TRACKWHEEL STUD COLLAR	58484	-
670-314	4	TRACKWHEEL STUD NUT	982613	988192
670-315	2	TRACKWHEEL GEAR FOR: GEARED TROLLEY	58548	58588
		35 AND 65 FPM TROLLEYS (10.7 and 19.8 MPM)	58548	58549
		50 FPM TROLLEYS (15.2 MPM)	58548	58588
		100 FPM TROLLEY (30.4 MPM)	58548	-
		35/65 FPM TROLLEYS (10.7/19.8 MPM)	58548	58549
		25/50 FPM TROLLEYS (7.6/15.2 MPM)	58548	58586
		50/100 FPM TROLLEY (15.2/30.4 MPM)	58548	-
670-316	4	TRACKWHEEL GEAR PIN	983503	
670-317	1	TRACKWHEEL GEAR PINION FOR: GEARED TROLLEY	58505	58589
		35 AND 65 FPM TROLLEYS (10.7 and 19.8 MPM)	58505	58505
		50 FPM TROLLEYS (15.2 MPM)	58505	58589

		100 FPM TROLLEY (30.4 MPM)	58505	-
		35/65 FPM TROLLEYS (10.7/19.8 MPM)	58505	56505
		25/50 FPM TROLLEYS (7.6/15.2 MPM)	58487	56588
		50/100 FPM TROLLEYS (15.2/30.4 MPM)	58505	-
670-318	1	TRACKWHEEL PINION KEY	85546	
670-319	1	GEARED SIDE FRAME FOR: 3.25" FLAT FLANGE (82.6 mm)	-	58191
		3.25" TO 5.50" FLANGE (82.6 to 139.7 mm)	59615	-
		5.51" TO 7.63" FLANGE (139.9 to 193.8 mm)	58618	-
		4.00" TO 4.63" FLANGE (101.6 to 117.6 mm)	-	58622
		5.00" TO 6.25" FLANGE (127.0 to 158.7 mm)	-	70683
		6.26" TO 7.63" FLANGE (159.0 to 193.8 mm)	-	57631
670-320	2 REQ'D. FOR PLAIN TROLLEYS 1REQ'D.FO R GEARED & MOTOR DRIVEN TROLLEYS	PLAIN SIDE FRAME FOR: 3.25" FLAT FLANGE (82.6 mm)	-	56190
		3.25" TO 5.50" FLANGE (82.6 to 139.7 mm)	59614	-
		5.51" TO 7.63" FLANGE (139.9 lo 193.8 mm)	58617	-
		4.00" TO 4.63" FLANGE (101.6 to 117.6 mm)	-	58621
		5.00" TO 6.25" FLANGE (127.0 to 158.7 mm)	-	70682
		6.26" TO 7.63" FLANGE (159.0 to 193.8 mm)	-	57630
670-321	1	HANDWHEEL BRACKET WITH BUSHINGS	59616	
670-322	2	HANDWHEEL BUSHING	58727	
670-323	3	HANDWHEEL BRACKET SCREW L.W.	945853	
670-324	3	HANDWHEEL BRACKET SCREW	987061	
670-325	1	HANDWHEEL SHAFT	58504	
670-326	1	HANDWHEEL KEY	59967	
670-327	1	HANDWHEEL	33143	
670-328	1 or 2	TRACKWHEEL PINION OR HANDWHEEL SHAFT NUT L.W.	966270	
670-329	1 or 2	TRACKWHEEL PINION OR HANDWHEEL SHAFT NUT	988095	
670-330	1	HANDCHAIN GUIDE	58152	
670-331	1	CHAIN GUIDE SCREW	987065	
670-332	1	CHAIN GUIDE SCREW WASHER	986224	
670-333	1	CHAIN GUIDE SCREW L.W.	945853	
670-334	1	CHAIN GUIDE SCREW NUT	945822	
670-335	-	HAND CHAIN-SPECIFY LENGTH REQ'D.	619022	
670-336	1	HAND CHAIN CONNECTING LINK	945491	
670-337	-	TRACKWHEEL PINION SPACER WASHER-SPECIFY NO.REQ'D.	987963	
670-338	-	TRACKWHEEL PINION SHAFT	58450	

670-339	1or 2	TRACKWHEEL PINION SPACER-SPECIFY NO.REQ'D.	58456	
670-341	2	PINION SHAFT BEARING	88438	
670-342	1	INTERMEDIATE SHAFT BEARING-SIDE FRAME END	88437	
670-343	1	INTERMEDIATE SHAFT BEARING-MOTOR END	88436	
670-344	1	DRIVEN GEAR	58451	
670-345	1	INTERMEDIATE PINION	58452	
670-346	1	INTERMEDIATE GEAR FOR: 35 AND 65 FPM TROLLEYS (107 and 19.8 MPM)	58453	58453
		50 FPM TROLLEYS 115.2 MPM)	58407	58453
		100 FPM TROLLEY (30.4 MPM)	58407	-
		35/65 FPM TROLLEYS (10.7/19.6 MPM)	58453	58453
		25/50 FPM TROLLEYS (7.6/15.2 MPM)	58453	58453
		50/100 FPM TROLLEY (15.2/30.4 MPM)	58453	-
670-347	1	MOTOR PINION FOR: 35 AND 65 FPM TROLLEYS (10.7 and 19.8 MPM)	54356	54356
		50 FPM TROLLEYS (15.2 MPM)	58406	54356
		100 FPM TROLLEYS (30.4 MPM)	58406	-
		35/65 FPM TROLLEYS (10.7/19.8 MPM)	54356	54356
		25/50 FPM TROLLEYS (7.6/ 15.2 MPM)	54356	54356
		50/100 FPM TROLLEYS (15.2/ 30.4 MPM)	54356	-
670-348	1	MOTOR PINION PIN	988263	
670-349	1	DRIVEN GEAR KEY	989096	
670-350	2	PINION BEARING SPACER	58456	
670-351	1	INTERMEDIATE BEARING SPACER	58728	
670-352	1	INTERMEDIATE PINION NUT	986146	
670-353	1	INTERMEDIATE PINION NUT LI	986266	
670-354	1	GEAR HOUSING	70064	
670-355	1	GEAR HOUSING GASKET	58729	
670-356	4	GEAR HOUSING SCREW	987019	
670-357	4	GEAR HOUSING SCREW LW.	945851	
670-358	1	MOTOR END BELL GASKET-	58730	
670-359	1	BRAKE HUB	59363	
670-360	1	BRAKE HUB SNAP RING	27766	
670-361	2	BRAKE ATTACHING SCREW	982708	
670-362	2	BRAKE ATTACHING SCREW LW.	982226	
670-363	2	MOTOR COVER GASKET- WEATHERPROOF UNITS ONLY	68756	
670-364	1	BRAKE COVER	58161	
670-365	3	BRAKE COVER SCREW	968752	

670-366	3	BRAKE COVER SCREW L.W. FOR: NON-WEATHERPROOF UNITS	940802
		WEATHERPROOF UNITS	982251
670-367	1	MOTOR END COVER	68751
670-368	3	MOTOR END COVER SCREW	982717
670-369	3	MOTOR END COVER SCREW LW. FOR: NON-WEATHER PROOF UNITS	982226
		WEATHERPROOF UNITS	982251
670-370	1	TERMINAL BOX AND COVER	58120
670-372	1	TERMINAL BOARD	68837
670-373	1	TERMINAL BOX SCREW	927930
670-374	1	TERMINAL BOX SCREW L.W.	982226
670-375	2	TERMINAL BOARD SPACER	68776
670-376	2	TERMINAL BOX AND BOARD SCREW	982695
670-377	2	TERMINAL BOX AND BOARD SCREW L.W.	986290
670-378	1	POWER CORD CONNECTOR	89926
670-380	1	TERMINAL BOX GASKET	59991
670-407	1	TROLLEY MOTOR (REFER TO MOTOR NAMEPLATE): .5 HP, 600 RPM, 230/460 V.	57766
		.5 HP, 600 RPM, 575 V.	57762
		.5 HP, 1200 RPM, 230/460 V.	68916
		.5 HP, 1200 RPM, 575 V.	57771
		.25/.5 HP, 600/1200 RPM, 230 V.	57273
		.25/.5 HP, 600/1200 RPM, 460 V.	57274
		.25/.5 HP, 900/1800 RPM, 230 V.	57778
		.25/.5 HP, 900/1800 RPM, 460 V.	57779
		.25/.5 HP, 900/1800 RPM, 575 V.	57783
670-420	1	TROLLEY BRAKE (INCLUDES 670-421, 670-422, 670-423, AND 670-425 THROUGH 670-431) FOR: 230/460 V. SINGLE SPEED AND 230 V. TWO SPEED TROLLEYS	59692
		460 V. TWO SPEED TROLLEYS	59694
		575 V. SINGLE AND TWO SPEED TROLLEYS	59693
670-421	1	BRAKE BASE PLATE	28666
670-422	1	FRICITION DISC	27677
670-423	1	BRAKE ARMATURE	28676
670-425	1	BRAKE COIL FOR: 230/460V. SINGLE SPEED AND 230 V. TWO SPEED TROLLEYS	51518

		460 V. TWO SPEED TROLLEYS	51519	
		575 V. SINGLE AND TWO SPEED TROLLEYS	51520	
670-426	1	BRAKE COIL RETAINER STRAP	57753	
670-427	1	BRAKE FIELD	28677	
670-428	2	BRAKE SPRING	66750	
670-429	10	BRAKE SPACER WASHER	954807	
670-430	2	BRAKE STUD NUT	945840	
670-431	2	SHADING COIL	54831	
670-462	1	WARNING LABEL	936984	
670-463	1	CAPACITY LABEL	957928	52761